



Lift Collection

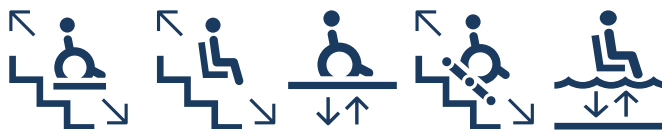
Platform Stairlifts

Stairlifts

Vertical Platformlifts

Stairclimbers





Platform Stairlifts _____ 6



Stairlifts _____ 14



Vertical Platformlifts __ 21



Poollift _____ 28 Stairclimbers _____ 30 Specials _____ 34





Adaptable to any type of narrow or steep straight staircase

DELTA

The platform stairlift for straight staircases

The Delta platform lift is the perfect solution to make straight indoor and outdoor staircases accessible for the wheelchair driver. The smooth transport of electrically powered wheelchairs is guaranteed by a loading capacity of 300 kg. Thanks to the aesthetic and user friendly design, this lift fits into any environment and will improve the users independence and quality of life.

The robust construction ensures a long working life and a reliable performance. Confirming to the highest safety and quality standards, the Delta is an inexpensive way to manage staircases in a pleasant way. Due to the extremely slim and compact design the platform occupies only a minimum of space, keeping the staircase free of obstruction.



An **elegant and modern** lift that fits smoothly into any environment

A **strong and stable** platform allows easy and safe access at the landings

Main advantages of the Delta platform stairlift

- Extremely slim and aesthetic design
- Installations on very narrow staircases
- Custom made platform sizes are possible
- Available in all RAL colours or as a stainless steel version
- Available as indoor and outdoor version
- Platform frame and mechanics are built from solid steel parts making the platform robust and secure against vandalism
- TÜV approved and manufactured according to the European standard EN 81-40





Colorful

Available in any RAL colour, the platform can blend elegantly into any surrounding or bring some colour into grey spaces.

Quality and Safety

TÜV approved! Made according to the European norm EN 81-40.

Reliability

Rigid platform mechanics and a strong motor with low battery consumption allow for a long lifespan of the product

The robust platform can **withstand fierce weather conditions**



Low platform height and a 90° access ramp allow for easy access on lower landings



Heisplan

We provide access!



Handset on spiral cable on the platform allows to comfortably control the platform while sitting in the wheelchair or on the folding seat


Landing controls in an elegant design can be used as handheld controls or can be fixed to the wall



Joystick on the platform as an optional control function

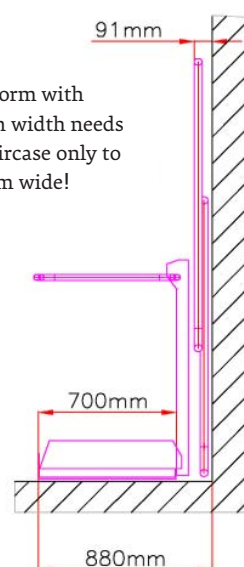
Delta - Technical Specification

Facts

Loading capacity	Standard 225kg (optional 300kg)
Platform width (min-max)	600 – 900 mm
Platform length (min-max)	700 – 1.300 mm
Possible gradient	0 – 50°
Speed	0,06 – 0,12m/sec
Maximum length of straight rails	30m
Noise level	Under 60dB
Temperature range	+45°C down to -15°C
Minimum folded width	300 mm
Power supply (for charger)	1 x 230V / 50–60Hz
Certificates	 TÜV certified to EN 81-40

Construction example

A platform with 700mm width needs the staircase only to be 880mm wide!



Main options of the Delta

- Available in any RAL colour
- Custom made platform sizes up to 900mm in width and 1300mm in length
- Folding seat with automatic fold-up
- Additional battery pack
- Stainless steel version
- 90° access ramp
- Joystick control on platform
- Outdoor version
- Audio-visual alert



Mounted **directly to the wall**, the lift leaves maximum clearance on the staircase

OMEGA

The platform stairlift for curved staircases

The OMEGA platform lift gives wheelchair users or mobility impaired persons the possibility to overcome staircases or steep ramps without the assistance of an attendant. It is designed for access over stairs with multiple levels, curves or intermediate landings. As an alternative to an elevator or a vertical platform lift, the Omega requires no structural changes to the staircase.

When the platform is folded, the OMEGA is the narrowest stairlift on the market, leaving maximum clearance on the staircase! Because of the compact construction, the installation is possible at almost all staircases. Indoors or outdoors - the lift gently integrates into every surrounding area. Whether for private or public uses, straight or curved staircases, the Omega is a synonym for mobility and quality of life.



The **drive without batteries** allows for very long rail lengths

Main advantages of the Omega platform stairlift

- The slimmest curved platform stairlift on the market
- Compact design allows installations on very narrow staircases
- Custom made platform sizes are possible
- Available in all RAL colours or as a stainless steel version
- Available as indoor and outdoor version
- Platform frame and mechanics are built from solid steel parts making the platform robust and secure against vandalism
- TÜV approved and manufactured according to the European standard EN 81-40

Narrow spiral staircases pose no problem for the Omega rail system





The special drive systems allows the platform to make **inside and outside curves** with a small curve radius



Special platform sizes and asymmetrical shapes to custom fit any staircase and maximize user friendliness!



Very slim platform – The folded platform allows to comfortably store away the platform

Robust and reliable

Constant power supply to the platform allows extra long travels and a reliable performance even outdoors in wet or cold winter conditions.

Quality and Safety

TÜV approved. Made according to the European norm EN 81-40.

Adaptable

Available in any RAL colour, the platform can blend elegantly into any surrounding or bring some colour into grey spaces.

Robust platform mechanics allow installation in **cold, wet and salty**






Available in **any RAL colour** or in a stainless steel version, the platform can blend elegantly into any surrounding and fulfils highest architectural standards.

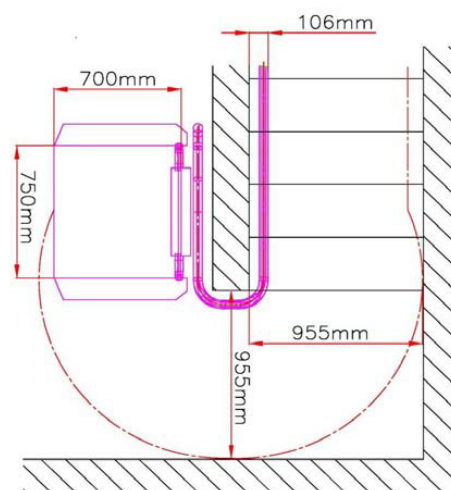
Omega - Technical Specification

Facts

Loading capacity	Standard 225kg (optional 300kg)
Platform width (min-max)	600 – 900 mm
Platform length (min-max)	700 – 1.250 mm
Possible gradient	0 – 67°
Speed	0,06 – 0,15m/sec
Maximum length of rails	85m
Noise level	Under 60dB
Temperature range	+45°C down to -25°C
Minimum folded width	270 mm
Power supply	1 x 230V / 50–60Hz
Certificates	 TÜV certified to EN 81-40

Construction example

A platform with dimension 700x750mm needs only 955mm staircase width to turn 90°!



Main options of the Omega

- Available in any RAL colour
- Variable speed
- Folding seat with automatic fold-up
- Automatic platform folding
- Stainless steel version
- 90° access ramp
- Joystick control on platform
- Outdoor version
- Customer made platform sizes up to 900mm in width and 1250mm in length



Elegantly and safely up the stairs
with the Alpha curved chair stairlift

ALPHA

The chair stairlift for curved staircases

The Alpha stairlift can eliminate the barrier of stairs by providing safe and easy access to another floor. The Alpha is designed to be installed on stairs with a curve, an intermediate landing, or when out-of-the-way parking is desired. Smooth riding, comfortable and reliable, the Alpha stairlift features a double rail system for strength and durability.

The lift is easy to operate with controls on the armrest as well as two radio frequency remote controls. The rails are custom bent to your exact specifications, based on computer-aided design software and photo measuring. This is all done with industry leading lead times. Choose from different seat and rail colours to suit your taste and make the lift fit perfectly into your home.



The elegant design makes this stairlift a piece of furniture

The swivel mechanism allows a safe exit at the upper level

Main advantages of Alpha

- Silent, stable and smooth ride quality
- Choice of colours for finish of rail and seat upholstery
- Tight internal and external curve radius
- Retractable seat belt
- Long range radio frequency landing controls
- Start delay to prevent sudden movement
- Safety sensors and overspeed governor
- Soft start and smooth stop
- Stable and slim twin rail system





Top overrun with parking curve
for **comfortable access**

Compact design saves space when the
chair is folded up



Tight turning radius for space saving
180° parking



Heisplan We provide access!



Special wall fixing brackets
to avoid drilling of the steps



Swivel lever for rotating the seat in the
stop positions



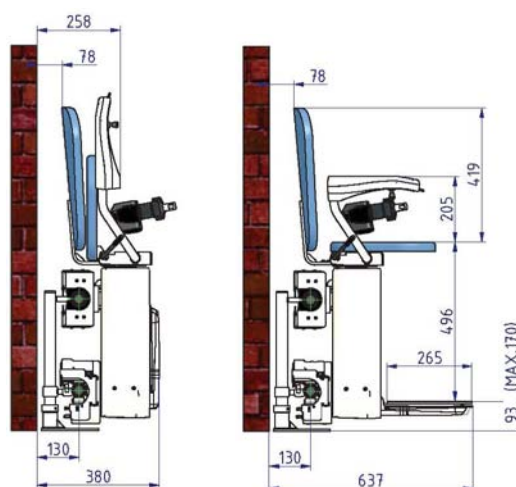
Convenient joystick position for
easy control of the stairlift

Alpha - Technical Specification







Facts

Loading capacity	160 kg
Drive system	Rack and pinion
Motor	24V DC, battery driven
Possible gradient	0 – 52°
Speed	0,06 – 0,12m/sec
Maximum length of rails	35m
Noise level	Under 50dB
Temperature range	+45°C down to -15°C
Power supply (for charger)	1 x 230V / 50–60Hz

Construction example



Seat upholstery colour choices

	Dark Brown Leather		Dark Beige Leather		Sand Beige Leather		Sky Blue Leather		Dark Red Leather		Olive Green Leather
---	--------------------	---	--------------------	---	--------------------	---	------------------	---	------------------	---	---------------------

Main options of the Alpha

- Rail available in any RAL colour
- Different seat colours available
- Automatic footrest folding
- Wall fixing of rails
- Outdoor installation
- Extra wide seat and H-style seat belt



Aesthetic design make the lift fit into any environment

ESSENTIAL

The chair stairlift for straight staircases

For homes with a straight flight of stairs, the Essential straight stairlift, rated up to 120kg, is pleasantly styled, easy to use, and exceptionally durable. The constant-charge battery operation means that your stairlift works even through a power failure giving you peace of mind.

The Essential installs quickly and easily and its onboard diagnostic display alerts you of any service issues. When not in use the Essential can be folded away and with its slim profile will not obstruct the stairway for use by other people.



Constant charge make the lift available at all times



Rack and pinion drive ensures stable and safe drive up the stairs



The swivel seat allows **for easy entry and exit** on the upper level

Convenient joystick control allows for easy use



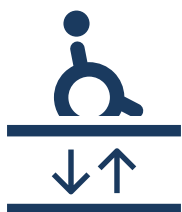
Essential - Technical Specification

Facts

Loading capacity	120 kg
Stair angle	25 - 50°
Lifting speed	0,09 m/s
Motor	24V DC, batterie driven
Drive system	Rack and pinion
Fold-up width	290mm
Fold-out width	610mm
Power supply	1 x 230V / 50–60Hz

Main options of the Essential

- Automatic footrest folding
- Automatic swivel seat
- Hinge rail
- Different colour choices for seat cover
- Any RAL colours for drive rails



Moveable low weight platform
for easy access to stages

LIFTBOY 1 & 2

The low rise vertical platform lift for lifting heights up to 830mm

Where ramps are too steep or too long – where stairlifts or elevators are needless due to too small a difference in altitude – the Liftboy is the optimal solution. With the help of our Liftboy models 1 and 2, wheelchair users and physically disabled persons can get over differences in altitude of up to 83 cm.

The Liftboy is designed for indoor and outdoor use! As the weatherproof lifting platform with a total weight of only 70 kg can easily be put up, it offers a perfect solution also for urgent or temporary needs. The lift can be equipped with special side entry or exit, upper access gate or transport wheels.



Permant installation also for outdoor locations



Public access lift with **upper gate** and **control pillar**

Optional **gravity access ramp** **folding**, 90° exit and special colour

Liftboy 1 & 2 - Technical Specification

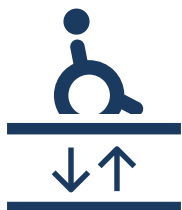
Facts

Typ	Liftboy 1	Liftboy 2
Lifting height	595 mm	830 mm
Loading capacity	180 kg	300 kg
Lifting speed	15 mm/s	15 mm/s
Minimum height of platform	100 mm	120 mm
Drive system	24V actuator with scissor mechanism	24V actuator with scissor mechanism
Internal dimensions	713 x 1170 mm	800 x 1495 mm
External dimension	810 x 1180 mm	924 x 1505 mm
Power supply	1 x 230V / 50–60Hz	1 x 230V / 50–60Hz



Main options of the Liftboy 1 and 2

- Indoor and outdoor version
- Any RAL colour possible
- Gravity access ramp
- Gate on the upper level
- Transport wheels for mobile version
- Extra long access ramp
- Side entry and exit on both levels
- Remote controlled hall calls



Scissor lift with **minimal platform height** when folded down

LIFTBOY 5

The vertical platform lift for lifting heights up to 1300mm

The Liftboy 5 lift is built to carry a wheelchair and passenger safely up and down levels with up to 1300mm difference in height. The lift has a modern design with glass inserts in the sidewalls and upper gate. As an option to the automatic folding ramp the Liftboy 5 can also be equipped with a platform gate.

Suitable for installations in public and commercial buildings, as well as private homes, this lift suits virtually any project requirements and aesthetic needs and is ready to serve with its reliable performance, ease of use and range of finish options.



Fold up ramp instead of door on lower level



Protection covers below mechanism on all 4 sides

Liftboy 5 - Technical Specification

Facts

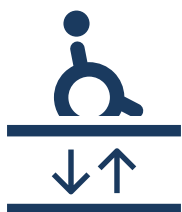
Loading capacity	300 kg
Platform width (min-max)	900–1110 mm
Platform length	1400 mm
Minimal height of platform	120mm
Lifting speed	25 mm/sec
Drive sytem	24 V actuators with double scissor mechanism
Power supply	1 x 230V / 50-60Hz
Temperature range	+45°C down to -15°C
Minimum folded width	300 mm
Power supply (for charger)	1 x 230V / 50–60Hz

Upper gate and side walls **with glass inserts**



Main options of the Liftboy 5

- Indoor and outdoor version
- Available in any RAL colour
- Gate instead of access ramp
- Side (90°) entry on lower level
- Automatic gate openers
- Shaft enclosure
- Gravity access ramp



Robust platform for outdoor applications

ELEVEX

The vertical platformlift for lifting heights up to 1830mm

The EleveX is a vertical platform lift designed for low-rise travel indoors or outdoors. With its durable design, the EleveX is popular for accessing decks and porches even in demanding climates.

At the heart of the EleveX is the reliable operation of the ACME screw drive which delivers precision movement and performance you can count on day after day. Handling up to 340kg this lift can carry a passenger in a wheelchair with ease. An array of safety features ensures safe operation including sensors to stop the lift if it senses an obstruction. The EleveX is an easy and economic way to add access for low-rise travel.



Optional side exit at upper level



Upper level gate with optional glass inserts

EleveX with **platform gate** and upper level gate



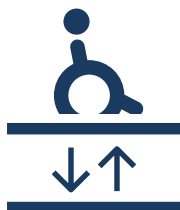
EleveX - Technical Specification

Facts

Loading capacity	340 kg
Lifting height	1829 mm
Platform dimensions	914 x 1375 mm
Lifting speed	0,05 m/s
Noise level	Under 60dB
Temperature range	+45°C down to -30°C
Drive system	ACME screw
Power supply (for charger)	1 x 230V / 50–60Hz

Main options of the EleveX

- Upper landing gate
- Platform gate
- Plexiglass inserts
- Automatic gate opener
- Side exit on upper level
- Handrail on platform



Stainless steel execution as
an option

ALPIN

The vertical
platformlift for
lifting heights up to
4000mm

The “Alpin Z300” vertical platform lift is an economic and efficient alternative to elevators. It is designed for convenient use by the elderly or handicapped, occupying minimum space for a simple retrofitting without structural modification or additional building work.

The model without shaft structure and with open cabin represents a minimal visual obstruction and can be well integrated into the architectural background.

A robust double chain drive system ensures a reliable performance of the lift, even in cold winter conditions and reduces the need for maintenance to a minimum.



Upper gate can be **manual or automatic**



Drive tower in **special colour**

Alpin - Technical Specification

Facts


Loading capacity	300kg
Lifting height	4000 mm
Standard platform size	1050 x 1400 mm
Drive system	Chain drive
Lifting speed	0,11 m/sec
Standard colour	RAL 9007
Noise level	Under 60dB
Temperature range	+45°C down to -30°C
Power supply	3x380V / 50Hz (optional 1x230V)

Shaft enclosure as an option



Main options of the Alpin

- Special platform sizes
- Powder coated in any RAL colour
- Stainless steel version
- 90° entry-exit
- Shaft enclosure
- Automatic gate openers
- Entry-exit on same side



Appealing design in stainless steel

DOLPHIN

The unique solution
for independent
access to your
swimming pool

The poollift Dolphin is a valuable aid to get you in or out of a swimming pool without the need for any assisting person. No underwater installation is necessary. The lift is only fixed 1 time at on the upper level. Without the need for any electrical installation or battery use, the poollift runs on 3,8 bar household water pressure only!


Operating levers at the upper as well as at the lower level allow a simple operation of the unit. The height adjustable seat turns automatically 90° when lowering or rising. This poollift is very easy to install (and also to demount for storage matters) and is made from high grade (316S) stainless steel!



Independent use without the need for an assisting person

Main advantages of the poollift Dolphin

- Independent use - no assistance required
- Hydraulically powered with 3,8 bar household water pressure
- No electrical components
- Appealing desing in grade 316 stainless steel
- Very easy and fast installation
- No underwater fixation necessary
- Applicable indoors and outdoors
- Safe and reliable use



Perfectly suitable **for public swimming pools**

Main options of the Poollift

- Seat colour choice
- Transport wheels
- Extra long vertical travel
- Foldable armrests
- Countersunk or screw-on fixation
- Seat belt



Special stairclimber SA-3 carries all types of manual wheelchairs

STAIRCLIMBERS

Choose from our selection of unique stairclimbers

A stairclimber offers a cost effective solution to an elevator or a platform stairlift. Easy to handle and transport, these robust machines can serve as a quick solution for many mobility problems. If not needed anymore the stairclimbers can easily be sold again to another user.

We offer the following unique stairclimbers:

- **Stairmax** – only stairclimber worldwide for independent use
- **Public** – only stairclimber worldwide for electrical wheelchairs
- **SA-2, SA-S** and **SA-3** – standard stairclimbers for different purposes and space requirements
- **Evac-Skate** - evacuation chair

Stairmax

The only stairclimber worldwide that allows to use your own wheelchair without the need for an assisting person!

This mobile wheelchair stairlift can turn on intermediate landings having a minimum width of 1 m. It is a robust and compact device that can be transported easily between different staircase locations. The users wheelchair needs a small adaptation to the frame of the wheelchair. This adaptation is normally done at the premises of Lehner Lifttechnik GmbH.

The users wheelchair needs special adaptation hooks to attach safely to the Stairmax. After attaching the chair to the unit all functions can be carried out by means of lifting and lowering the Stairmax underneath the wheelchair.



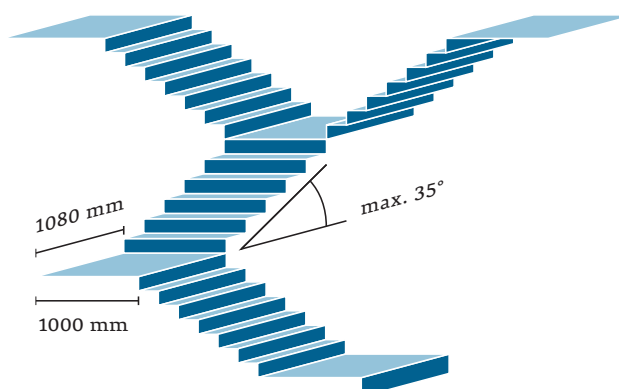
The user can easily rotate the Stairmax even on narrow intermediate landings. After the Stairmax is put into the right position the user brings the Stairmax into the inclined position by using the hand-rail. See the demonstration video on our website for more detailed information!

Stairmax - Technical Specification

Facts

Loading capacity:	110 kg
Weight of unit:	54 kg
Power supply:	2 x 6 V accumulator
Max. inclination:	35°
Lifting speed:	7 m/min
Use:	Indoor and outdoor

Minimum landing space



Public

The only stairclimber worldwide that allows to transport all types of wheelchairs, including electrical wheelchairs

The stairclimber Public is the world's only portable inclined platform lift. The unique platform design will accommodate all types of wheelchairs including power, child sports and conventional adult wheelchairs.

The Public stairclimber is ideal for public and residential buildings and a cost effective alternative to conventional platform stairlifts. It's simple to operate, robust and incorporates many safety features. It can be used on indoor and outdoor stairs and can also be transported between location to be used on different staircases.



Wide double tracks are steel-reinforced and securely grip all types of stair designs and materials



An **integrated loading ramp** with non-skid surface makes wheelchair boarding easy



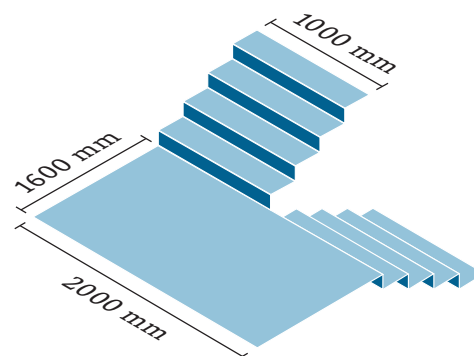
A **powerful hydraulic piston** adjusts the wheelchair platform position for travel on the stairs

Public - Technical Specification

Facts

Loading capacity:	200 kg
Weight of unit:	115 kg
Power supply:	2 x 12 V accumulator
Max. inclination:	35°
Lifting speed:	8 m/min
Use:	Indoor and outdoor

Minimum landing space



SA-2

The robust and versatile standard stairclimber

The stairclimber SA-2 adapts to most wheelchairs and can be taken apart easily for storage or transport in a car. The product is very robust and requires a minimum of maintenance. With the stairclimber SA-2 straight stair flights with inclination up to 35° can be climbed in a safe and simple manner.

The stable construction and the self locking gearbox ensures that the stairclimber stays save in place even if the assisting person releases the grab bars on the stairclimbers. The strong battery and low consumption motor allow for a long use between charging cycles and make multiple runs on long stair flights possible.



A **stable and self-supporting** construction allows save operation on different types of staircases



Various safety features ensure a safe attaching of the wheelchair to the stairclimber



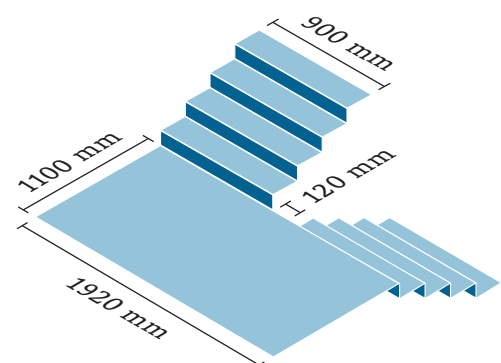
A **powerful motor** allows a small attendant to safely transport a larger person up and down stairways

SA-2 - Technical Specification

Facts

Loading capacity:	130 kg
Weight of unit:	54 kg
Power supply:	2 x 6 V accumulator
Max. inclination:	35°w
Lifting speed:	8 m/min
Use:	Indoor and outdoor


Minimum landing space



SA-S

The stairclimber for narrow intermediate landings

The stairclimber SA-S can be used on extremely narrow intermediate landings of only 970x970mm. 80mm shorter in length than the SA-2, this special unit can be transported easily in 2 parts and can be used on all staircases.

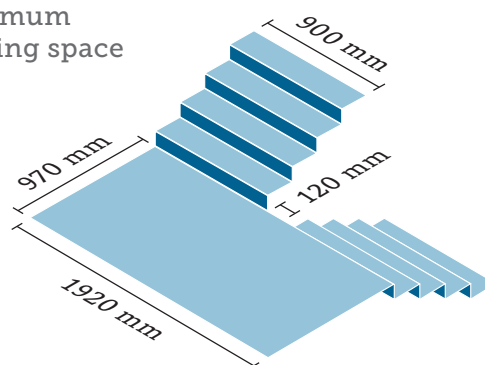


SA-S - Technical Specification

Facts

Loading capacity:	150 kg
Weight of unit:	59 kg
Power supply:	2 x 6 V accumulator
Max. inclination:	35°
Lifting speed:	8,5 m/min

Minimum landing space



SA-3

The versatile heavy duty stairclimber

The stairclimber SA-3 features an increased loading capacity of 160kg. A flexible adjustment system allows the installation of extra wide wheelchairs or wheelchairs with a special frame design. With this stairclimber any type of manual wheelchair can be transported.

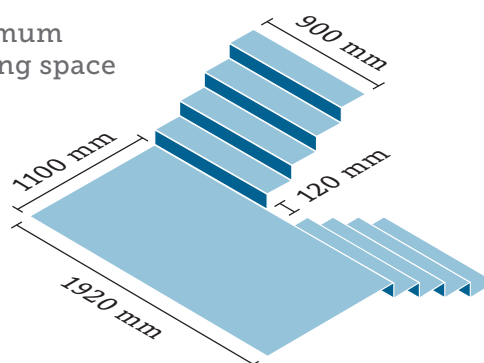


SA-3 - Technical Specification

Facts

Loading capacity:	160 kg
Weight of unit:	65 kg
Power supply:	2 x 6 V accumulator
Max. inclination:	35°
Lifting speed:	8 m/min

Minimum landing space



Evac Skate

The evacuation chair

The Evac Skate is an evacuation device used to move people with a disability or injury down stairways quickly and safely during an emergency. It's patented speed governor and braking system allows a small attendant to easily evacuate a larger passenger. The tracks grip the stairs, regardless of the stair construction material.

The Evac Skate is quick to fold and easy to store in a special storage cabinet to be ready in a case of emergency



Treppentrans (motorized option)

As an option to the standard evacuation chair a powerful motor allows a small attendant to safely transport a larger person up and down stairways



The standard evacuation chair works without the need for batteries or a motor. It allows the safe and easy transport of people down the steps in case of emergencies.



Evac-Skate - Technical Specification

Facts

Loading capacity: 135 kg

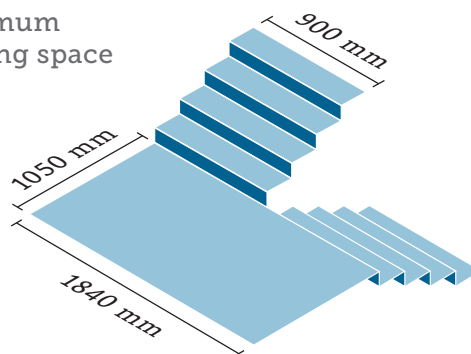
Weight of unit: 21 kg

Dimensions: 1100 x 426 x 270

Max. inclination: 40°

Lifting speed: 0,8 m/sec

Minimum landing space



SPECIALS

PL 1400 Train acces lift

The vertical lifting platform PL1400 is specifically designed for the lifting/lowering of wheelchair drivers to/from train carriages. It is a modern and technically advanced product with easy operation thanks to its design and light construction.

The platform is equipped with width adjustable foldable ramps, which size can be adjusted to the width of the particular train carriage doors. A brake system fixes the 4 wheels in place when lifting a passenger or when parked away.



IKAROS Airplane access lift

The Ikaros platform stairlift is the only product in the market for height adjustable air-stairs. The platform automatically adjusts its platform level when the lifting height of the air-stair is changed.

This lift can transport wheelchair drivers in their own wheelchair directly to the plane doors in a safe and comfortable manner. The Ikaros can be supplied fully assembled together with the air stairs or it can also be adapted to airstairs that are already used at the airport.



Omega C Inclined cabin lift

Based on the Omega drive system this special product can be delivered with full or half sized cabin. This solution is favoured by private home owners living on a hillside. The protection from the weather allows for the convenient transport from the car parking area to the entrance of the estate.

Through the direct power supply and the special Omega drive system this lift allows for non-stop travels, even in heavy winter condition. Rail length of up to 80m have been realized!





Providing access around the world!



Over 15.000 lift installations have been realized over the past 25 years which provide accessibility solutions to all kinds of public and private needs around the world!

Vestre Bingsa Industrivei 7

6019 Ålesund

Tlf: 95 17 17 00

Web: www.heisplan.no

Email: post@heisplan.no

Heisplan